


# Becoming a Really Crappy Seamstress

*By Cambria Cook*



# Original Idea

- Dress from online pattern
- Corseted back
- Working with satin/silk




# Adjustments

- Goal wasn't very realistic
- I will be making this dress eventually, I just need a bit more practice
- Backup plan : Altering Clothes
- "Thrift Flip"



# Materials and Research



- Joann's craft store
  - Fabric
  - Machine
- Watching tutorials
  - Youtube
  - Tiktok
  - Instagram





# Production

- Much more difficult than I anticipated
- No pattern = following my instincts




# Problems

## Top

- Bust was too big
- Waist was too big
- Sheer chest area
- Lining

## Skirt

- Measurements
- Lining
- ZIPPER!!!!!!





# Final Product!









I've always had an interest in fashion and creating my clothes, but I might be more of a designer than a seamstress...